



2014 DANB Salary Survey Results

Dental assistants who hold DANB's Certified Dental Assistant™ (CDA®) certification report higher earnings and other career benefits.

BY THE NUMBERS



\$2

More per hour earned than non-certified assistants*



25%

Expected increase in dental assisting jobs by 2022*



35K

CDA certificants nationwide



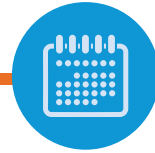
99%

Plan to renew their certification



98%

Would encourage others to earn certification



14

Average years in the dental assisting field



7+

Average years with the same employer



43%

Also hold a state credential

*According to figures from the 2014 Occupational Outlook Handbook, published by the U.S. Bureau of Labor Statistics

EMPLOYEE BENEFITS



76%

Paid Holidays



75%

Paid Vacation



59%

Pension Plans

TOP DUTIES PERFORMED

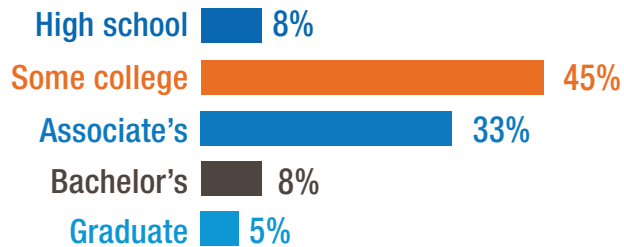
1. Infection control
2. Expanded functions
3. Laboratory functions
4. Ordering office materials

TOP PAYING STATES*

- \$25.00 Alaska, California
- \$22.62 Vermont
- \$22.50 Ohio
- \$22.00 DC, New Hampshire
- \$21.50 Maryland
- \$21.00 Arizona, Illinois, New Jersey, New York
- \$20.99 Connecticut
- \$20.72 Massachusetts
- \$20.50 Delaware
- \$20.13 Virginia

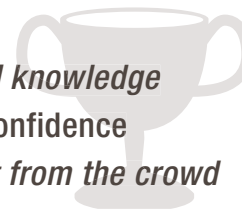
*Figures are per hour

HIGHEST EDUCATION LEVEL



PERSONAL BENEFITS

1. Pride
2. Increased knowledge
3. Greater confidence
4. Stand out from the crowd
5. Elevation of the profession



These findings are based on a survey conducted by the DALE Foundation on behalf of DANB in Oct 2014. For the complete summary report, visit www.danb.org

DENTAL ASSISTING NATIONAL BOARD, INC. | WWW.DANB.ORG | 1-800-367-3262